


Ice Building Tank



TANK CONSTRUCTIVE FEATURES

- **INNER TANK:** galvanized iron-sheet (AISI 304 stainless-steel version available on request)
- **INSULATION:** high density polystyrene and vapor barrier
- **OUTER SHELL:** galvanized iron-sheet (AISI 304 stainless-steel version available)
- **COVER:** insulated panels
- **BOTTOM:** galvanized iron-sheet
- **BASEMENT AND REINFORCEMENTS:** carbon-steel anti-rust painted
- **AGITATION:** Air blower - Agitators with stainless-steel shafts
- **EVAPORATORS:** galvanized carbon-steel made banks (AISI 304 stainless-steel version available)
- **FEEDING:** evaporators equipped with distributors for liquid injection regulation (double collector version for pump or flooding systems)
- **ICE CONTROL:** for the condensing unit drive.

Typical Ice Building Tank with Water Cooled Duplex Refrigeration & Water Circulation System.

Engineered & Exported by:

ENCON Consulting Engineers

M-28, 7th Floor, Marigold,

Krishnakeval Township,

Kondhwa Khurd,

Pune 411048-INDIA.

Tel/Fax: +91 20 26831210

Cell Phone: +91 94 22 00 2758

Email: encon@vsnl.com / enconindia@hotmail.com



Model	ice storage		batterie banks N.	agitat. Kw	air blower Kw	dimensions		weight Kg	volume l
	KWh	Kcal				L1 (mm)	H (mm)		
36	42	36.000	1	1x0,75	•	880	1910	700	2450
48	56	48.000	1	1x0,75	•	880	1910	730	2450
72	84	72.000	1	1x0,75	•	880	1910	790	2450
96	112	96.000	1	1x0,75	•	1130	2350	1180	3850
128	149	128.000	1	1x0,75	•	1130	2350	1270	3850
160	186	160.000	1	2x0,75	•	1610	2350	1530	5700
192	223	192.000	1	2x0,75	•	1610	2350	1630	5700
224	260	224.000	1	2x0,75	•	2090	2350	1920	7550
256	298	256.000	1	2x0,75	•	2090	2350	2010	7550
320c	372	320.000	2		1,1	2570	2250	2400	9400
384c	447	384.000	2		1,1	3050	2250	2810	11200
448c	521	448.000	2		1,5	3530	2250	3180	13050
512c	595	512.000	2		1,5	4010	2250	3560	14900
640c	744	640.000	4		1,5	4970	2310	4510	18600
768c	893	768.000	4		1,5	5930	2310	5200	22300
896c	1042	896.000	4		2,2	6890	2350	6130	26000
1024c	1191	1.024.000	4		2,2	7850	2350	6930	29700
1152c	1340	1.152.000	6		2,2	8810	2400	7880	33350
1344c	1563	1.344.000	6		3	10250	2400	9390	39400
1536c	1786	1.536.000	6		3	11690	2400	10630	44450

• optional



The "EVEREST" ICE BANKS are whole and preassembled units consisting of:

- "EVEREST" TANK with thermostatic expansion valve for R22 feeding of evaporators.
- AIR CONDENSING UNIT at R22 including control panel and connections

Tables show the specifications of both and relevant possible matches between them.

The "EVEREST" TANKS, complete of evaporators and agitators, can be also connected to existent refrigerating plants, supplied by third parts.

Engineered & Exported by:

ENCON Consulting Engineers

M-28, 7th Floor, Marigold,

Krishnakeval Township,

Kondhwa Khurd,

Pune 411048-INDIA.

Tel/Fax: +91 20 6831210

Cell Phone: +91 94 22 00 2758



Email: encon@vsnl.com / encon@sify.com

Matches between tank and R22 condensing units and relevant icing time

Model	icing time (h)																
	6	6.5	7	7.5	8	8.5	9	9.5	10	10.5	11	11.5	12	12.5	13	13.5	14
36	05	04			03	02	01										
48	06	05			04			03	02		01						
72	08	07			06	05				04				03		02	
96	09		08		07			06		05				04			
128		10	09		08			07					06		05		
160		11		10	09			08				07					06
192	13	12	11			10	09				08				07		
224	1A		12		11		10			09			08				07
256		1A		13	12		11		10			09				08	
320c	34	33	32	1A	31	13	12	30		11	29		10			09	28
384c	35	34	33		32	1A	31	13		12	30		11		29		10
448c	2A	35	34			1B	32	1A	31	13		12	30			11	29
512c		2A			34	1C	1B ₃₃		32	1A		31	13		12	30	11
640c			2A	35	35		34	1C		33	1B		32	1A		31	13
768c						2A		35	34		1C		33	1B			1A ₃₂
896c						2B		2A		35		34		1C		33	1B
1024c						2C	2B			2A			35		34		1C
1152c						3A	2C		2B			2A			35		34
1344c						3B		3A	2C		2B				2A	35	
1536c						3C	3B			3A	2C			2B			2A

TOTAL REFRIGERATING CAPACITY WITH "SUPPORTED STORAGE"

The Everest ice bank includes an ice control that drives the compressor and stops it when the ice accumulation reaches its maximum value.

Should the compressor, driven by the ice-control, work automatically, it supplies also a DIRECT REFRIGERATING CAPACITY to be add to the ice-storage (i.e. SUPPORTED STORAGE).

We can roughly estimate:

$$Q_d = \frac{\text{ICE STORAGE}}{\text{ICING TIME}}$$

If assumed as melting period, the TOTAL REFRIGERATING CAPACITY of the Everest system Q_t will be:

$$Q_t = \text{ICE STORAGE} + (t \cdot Q_d)$$

Example: Mod. 448-33 ICE BANK with $t = 3$ hours

$$Q_d = \frac{521}{8} = 65,125 \text{ kW}$$

$$Q_t = 521 + (3 \cdot 65,125) = 716,375 \text{ kWh}$$

$$Q_d = \frac{448,000}{8} = 56,000 \text{ kcal/h}$$

$$Q_t = 448,000 + (3 \cdot 56,000) = 616,000 \text{ kcal}$$

Engineered & Exported by:

ENCON Consulting Engineers

M-28, 7th Floor, Marigold,

Krishnakeval Township,

Kondhwa Khurd, Pune 411048-INDIA.

Tel/Fax: +91 20 6831210

Cell Phone: +91 94 22 00 2758

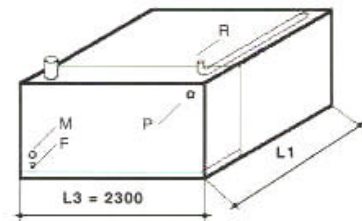
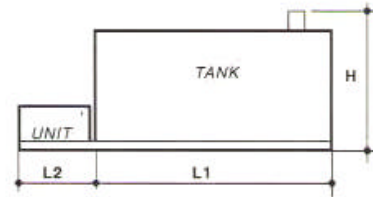
Email: encon@vsnl.com / encon@sify.com



Model	N.	CONDENSING UNIT			Length L2 mm	Weight Kg	Condenser	
		Refrig. capacity W	-5/ +40 °C Kcal/h	Install. compr. + condens. Kw			N.	type
01	1	6.900	5.900	2,5	800	140	1	Prem.
02	1	7.600	6.500	2,7	800	150	1	Prem.
03	1	8.700	7.500	3,5	800	190	1	Prem.
04	1	11.300	9.700	4,2	800	200	1	Prem.
05	1	14.200	12.200	5,8	800	210	1	C1
06	1	17.100	14.700	7,2	800	210	1	C1
07	1	22.500	19.300	8,4	800	210	1	C2
08	1	28.300	24.300	11,2	800	220	1	C3
09	1	33.700	29.000	13,3	900	380	1	C4
10	1	38.800	33.400	17,0	900	420	1	C5
11	1	46.600	40.100	20,7	900	480	1	C6
12	1	56.000	48.200	23,5	900	550	1	C7
13	1	69.900	60.100	27,2	1000	630	1	C8
1A	1	83.000	71.400	31,6	1000	660	1	C9
1B	1	102.200	87.900	39,0	1250	790	1	C10
1C	1	123.200	106.000	47,0	1250	830	1	C11
28	2	24.200	29.400	14,4	1250	430	2	C1
29	2	45.000	38.600	16,8	1250	430	2	C2
30	2	56.600	48.600	22,4	1250	450	2	C3
31	2	67.400	58.000	26,6	1250	770	2	C4
32	2	77.600	66.800	34,0	1300	840	2	C5
33	2	93.200	80.200	41,4	1300	970	2	C6
34	2	112.000	96.400	47,0	1400	1100	2	C7
35	2	139.800	120.200	54,4	1400	1260	2	C8
2A	2	166.000	142.800	63,2	2300*	1320	2	C9
2B	2	204.400	175.800	78,0	2500*	1580	2	C10
2C	2	246.400	212.000	94,0	2500*	1660	2	C11
3A	3	249.000	214.200	94,8	3500*	1980	3	C9
3B	3	306.600	263.700	117,0	3800*	2370	3	C10
3C	3	369.600	318.000	141,0	3800*	2490	3	C11

ON REQUEST:

- "EVEREST" TANKS for:
 - flooded feeding system
 - recirculating pump feeding system
 - brine feeding
- WATER CONDENSING UNITS or EVAPORATIVE CONDENSER



- M = DELIVERY
- R = RETURN
- F = DRAIN
- P = OVERFLOW
- * = REMOTE CONDENSING UNIT (L2 = 1800)

Model	Length mm	Width mm	Height mm	Weight Kg
C1	1500	500	720	73
C2	1500	500	720	84
C3	2150	500	720	110
C4	2150	500	720	121
C5	2600	500	720	135
C6	2150	530	1050	166
C7	2600	530	1050	212
C8	3150	530	1050	246
C9	2150	530	2010	318
C10	2600	530	2010	373
C11	2600	530	2010	410

Engineered & Exported by:

ENCON Consulting Engineers

M-28, 7th Floor, Marigold,

Krishnakeval Township,

Kondhwa Khurd, Pune 411048-INDIA.

Tel/Fax: +91 20 6831210 Cell Phone: +91 94 22 00 2758



Email: encon@vsnl.com / encon@sify.com